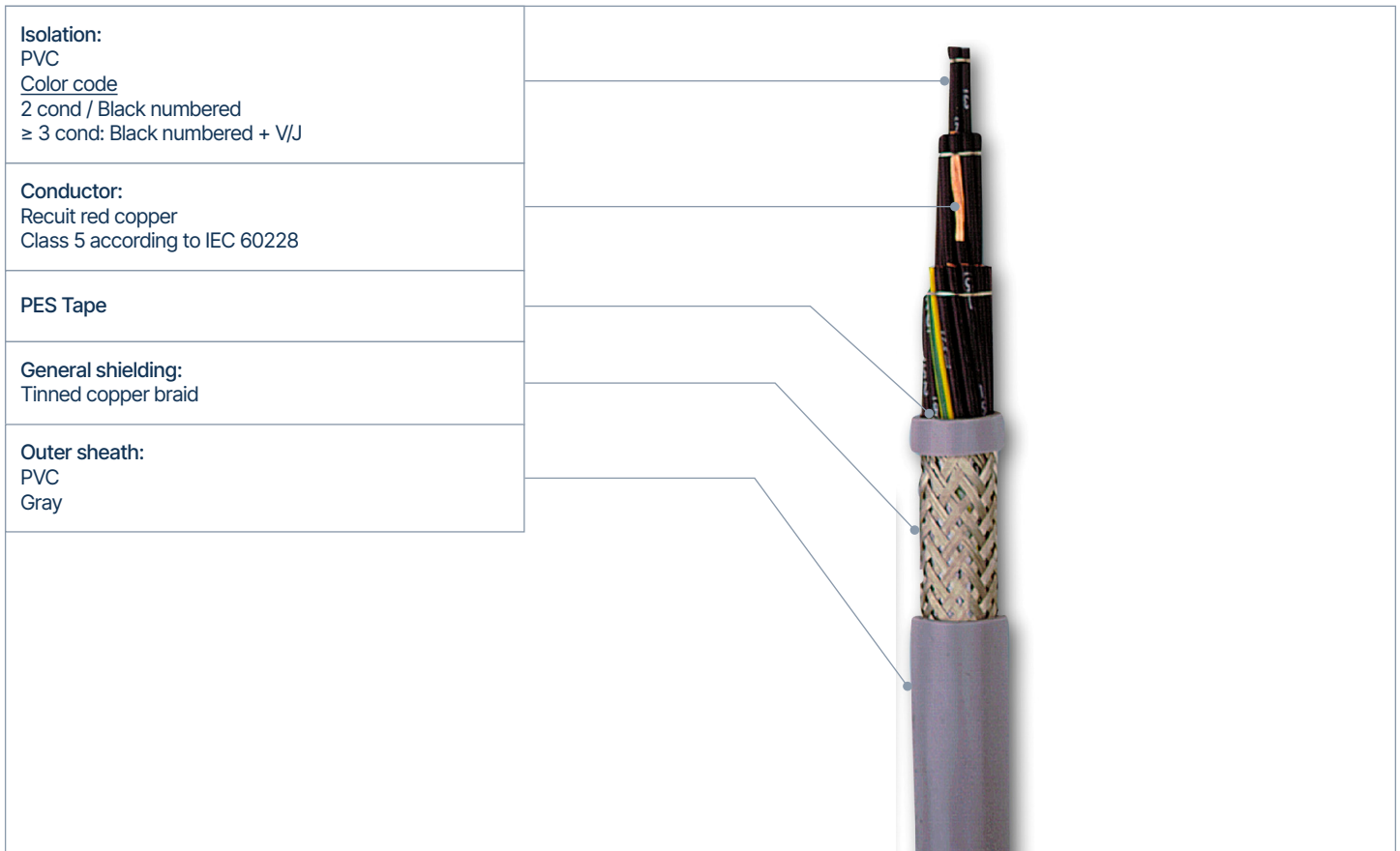


# YSLY-JZ-CY

Shielded flexible control cables - black numbered + G / J



FT 4 02/06/2017 EN

## PRODUCT INFORMATION

### APPLICATION

The shielded YSLY-JZ CY cables are mainly used for wiring industrial equipment in environments with high electromagnetic interference. Flexible, they are designed for fixed or partially mobile indoor installations

### CABLE DESCRIPTION

Assembly: helical under PES ribbon

### ELECTRICAL PROPERTIES

Service voltage (Vn/V) :	300/500 V
Test voltage:	2000 V
Insulation resistance at 20°C:	> 20 MΩ.km

### FEATURES



Fire resistance:  
IEC 60332-1  
EN 50575 :2014 + A1 :2016 Eca



Service temperature:  
Static: -30°C → +70°C  
Dynamic: - 10°C → + 70°C







Minimum bending radius:  
10 x Ø







Compliant with the RoHS directive.

PRODUCT REFERENCES

			
YSLOZCY2X050	2 X 0.50	5.4	40
YSLJZCY3G050	3 G 0.50	5.7	56
YSLJZCY4G050	4 G 0.50	6.3	77
YSLJZCY5G050	5 G 0.50	6.5	90
YSLJZCY7G050	7 G 0.50	7.5	112
YSLJZCY12G050	12 G 0.50	9.6	177
YSLJZCY18G050	18 G 0.50	11.4	237
YSLJZCY25G050	25 G 0.50	13.6	350
YSLOZCY2X075	2 X 0.75	5.9	59
YSLJZCY3G075	3 G 0.75	6.2	67
YSLJZCY3X075	3 X 0.75	6.2	67
YSLJZCY4G075	4 G 0.75	6.8	81
YSLJZCY4X075	4 X 0.75	6.8	81
YSLJZCY5G075	5 G 0.75	7.5	100
YSLJZCY7G075	7 G 0.75	8.2	122
YSLJZCY8G075	8 G 0.75	9.6	159
YSLJZCY10G075	10 G 0.75	10.3	164
YSLJZCY12G075	12 G 0.75	10.8	210
YSLJZCY18G075	18 G 0.75	12.5	287
YSLJZCY25G075	25 G 0.75	15.1	416
YSLJZCY34G075	34 G 0.75	16.8	471
YSLJZCY50G075	50 G 0.75	20.0	732
YSLOZCY2X1	2 X 1	6.3	66
YSLJZCY3G1	3 G 1	6.5	9
YSLJZCY3X1	3 X 1	6.5	90
YSLJZCY4G1	4 G 1	7.2	109
YSLJZCY4X1	4 X 1	7.2	109
YSLJZCY5G1	5 G 1	8.0	116
YSLJZCY7G1	7 G 1	8.7	148
YSLJZCY12G1	12 G 1	11.4	262
YSLJZCY18G1	18 G 1	13.7	378
YSLJZCY25G1	25 G 1	16.2	541

PRODUCT REFERENCES

			
YSLOZCY2x1.5	2 X 1.5	6.9	90
YSLJZCY3G1.5	3 G 1.5	7.4	115
YSLJZCY3X1.5	3 X 1.5	7.4	115
YSLJZCY4G1.5	4 G 1.5	8.1	153
YSLJZCY5G1.5	5 G 1.5	8.9	176
YSLJZCY7G15	7 G 1.5	9.6	220
YSLJZCY12G15	12 G 1.5	12.9	340
YSLJZCY18G15	18 G 1.5	15.3	499
YSLJZCY25G15	25 G 1.5	17.9	688
YSLOZCY2X25	2 X 2.5	8.6	140
YSLJZCY3G25	3 G 2.5	8.9	167
YSLJZCY4G25	4 G 2.5	9.7	216
YSLJZCY5G25	5 G 2.5	10.7	253
YSLJZCY7G25	7 G 2.5	11.9	326
YSLJZCY12G25	12 G 2.5	15.8	545
YSLJZCY4G4	4 G 4	12	284
YSLJZCY4G6	4 G 6	14.2	385
YSLJZCY4G10	4 G 10	17.2	663
YSLJZCY4G16	4 G 16	20.2	984
YSLJZCY4G25	4 G 25	25.1	1481
YSLJZCY4G35	4 G 35	30.4	1961