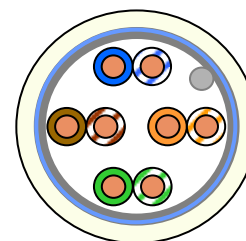


# REF : FXP5ESH

Cable 100 Ω - F/UTP 4 pairs - Cat 5E – 100 MHz – LSZH

FT 1 11/10/2022 EN

1. **Core:** Solid bare stranded copper AWG24/1
2. **Insulation :** Polyethylene
3. **Ground Drain:** Single stranded tinned copper
4. **Shielding:** Aluminium/Polyester strip; 110% coverage
5. **Outer sheath:** LSZH - colour white RAL 9003



FxP5ESH

## Applications

This shielded F/UTP (Foiled twisted pairs) cable, which can be used in a horizontal or vertical configuration (Rocade), forms the basis of a very high speed V.D.I. (Voice-Data-Image) network.

Its shielding allows it to be used in a disturbed environment and ensures that it operates correctly up to 100 Mhz. Its internal structure ensures that it has wide margins with all current standards.

This cable is used for the transmission of digital and analogue signals for voice, data and video links.

This cable supports all applications of the current network standards IEEE802.3, IEEE802.5 and IEEE802.12. (Ethernet, Token Ring, TP-PMD). It is also capable of supporting ATM 622 Mps applications.

## Standards

<b>CABLE</b>	IEC 61156-5
<b>SYSTEM</b>	ISO 11801 Edition 2 – CLASS D

# TECHNICAL DATA SHEET

## REF : FXP5ESH



Cable 100 Ω - F/UTP 4 pairs - Cat 5E – 100 MHz – LSZH

FT 1 11/10/2022 EN




Electrical characteristics		Physical characteristics	
Linear electrical resistance :	≤ 95 Ω / Km	Fire resistance :	IEC 60332-1 / NF C32-070 C2 EN 50575 :2014 + A1 :2016 <b>Dca</b>
Mutual capacity (name) :	50 pF / m	LSZH :	IEC 61034 / IEC 60754-1 & -2
Characteristic impedance :	100 Ω	Temperature resistance :	- 20° C / + 70°C
Speed of propagation :	66 %	Minimum bending radius:	8 x diamètre câble
		Compliant with the Directive :	RoHS

### Transmission performance @20°C

Fréquences (MHZ)	ATTENUATION (dB/100m)		NEXT (dB)		PS NEXT (dB)		ELFLEXT (dB)		PSELFLEXT (dB)		RETURN LOSS (dB)	
	Standard	Typical value	Standard	Typical value	Standard	Typical value	Standard	Typical value	Standard	Typical value	Standard	Typical value
<b>4</b>	4.08	<b>4.0</b>	56.3	<b>62</b>	53.3	<b>59</b>	52	<b>63</b>	49	<b>60</b>	23	<b>37</b>
<b>10</b>	6.5	<b>6.2</b>	50.3	<b>60</b>	47.3	<b>57</b>	44	<b>60</b>	41	<b>57</b>	25	<b>38</b>
<b>16</b>	8.3	<b>8.1</b>	47.2	<b>56</b>	44.2	<b>53</b>	40	<b>57</b>	37	<b>54</b>	25	<b>38</b>
<b>25</b>	10.4	<b>10.2</b>	44.3	<b>54</b>	41.3	<b>51</b>	36	<b>53</b>	33	<b>50</b>	24.3	<b>75</b>
<b>31.25</b>	11.7	<b>11.5</b>	42.9	<b>50</b>	39.9	<b>47</b>	34.1	<b>48</b>	31.1	<b>45</b>	23.6	<b>35</b>
<b>62.5</b>	17.0	<b>16.8</b>	38.4	<b>47</b>	35.4	<b>43</b>	28.1	<b>39</b>	25.1	<b>36</b>	21.5	<b>34</b>
<b>100</b>	22.0	<b>21.7</b>	35.3	<b>40</b>	32.3	<b>37</b>	24.0	<b>35</b>	21.0	<b>32</b>	20.1	<b>32</b>

(\*)Standard : The following values IEC 61156-5

### Article data

	Pairs	AWG	Øext (mm)	Kg/Km 	
F4P5ESH	4	24/1	5.7	38	T500 m
F4P5ESHB	4	24/1	5.7	38	Box de 305m
F8P5ESH	2x4	24/1	5.7 x 11.6	76	T500 m