

# TECHNICAL DATA SHEET

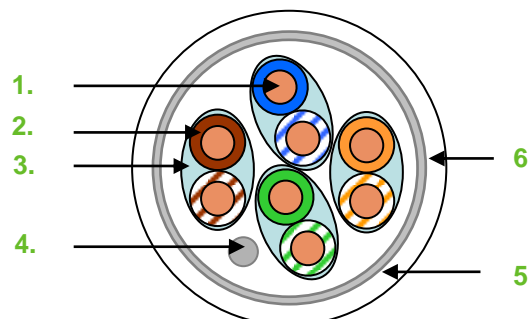
## REF : FFXP6ASH



Cable 100  $\Omega$  - F/FTP 4 pairs - Cat 6A – 500 MHz – LSZH

FT 1 20/10/2022 EN

1. **Core:** Solid bare copper AWG23/1
2. **Insulation:** Polyethylene Foam Skin
3. **Individual shielding:** Aluminum/Polyester foil; 110% coverage
4. **Ground Drain:** Single stranded tinned copper
5. **General shielding:** Aluminum/Polyester foil; 110% coverage
6. **Outer sheath:** LSZH - color white RAL 9003



FFxP6ASH

## Applications

This shielded F/FTP (Foiled /Foiled twisted pairs) cable, which can be used in a horizontal or vertical configuration (Rocade), forms the basis of a very high-speed V.D.I. (Voice-Data-Image) network and benefits from C.E.M. immunity.

Its shielding allows it to be used in a disturbed environment and ensures that it functions properly up to 500 Mhz. Its internal structure ensures important margins with all the current standards.

This cable is used in the transmission of digital and analog signals for voice, data and video links.

Supported network applications :

- ISDN - RNIS
- TOKEN RING 4/16 Mbits
- 100 VG-AnyLAN
- TP-PMD/TP-DDI
- ATM 155, 622 Mbits/s et 1,2Gbits
- ETHERNET 10 Base T
- ETHERNET 100 Base Tx, 100 Base T4
- ETHERNET 1000 Base T – GIGABIT Ethernet
- IEEE 802.3 af – IEEE 802.3 at - PoE (Power Over Ethernet) et future PoE+
- IEEE 802.3 an -10 GIGABIT ETHERNET

## Standards

<b>CABLE</b>	IEC 61156-5 Cat 6a
<b>SYSTEM</b>	ISO 11801 Edition 2 – CLASS Ea

# TECHNICAL DATA SHEET

## REF : FFXP6ASH



Cable 100 Ω - F/FTP 4 pairs - Cat 6A – 500 MHz – LSZH

FT 1 20/10/2022 EN




Electrical characteristics		Physical characteristics	
Linear electrical resistance :	≤ 95 Ω / Km	Fire resistance :	IEC 60332-1 / NF C32-070 C2 EN 50575 :2014 + A1 :2016 Dca
Mutual Capacity (name) :	45 pF / m	LSZH :	IEC 61034 / IEC 60754-1 & -2
Characteristic impedance :	100 Ω	Temperature resistance :	- 20° C / + 70°C
Propagation speed :	79 %	Minimum bending radius :	8 x diameter cable
		Complies with the directive :	RoHS

### Transmission performance @20°C

Freq (MHZ)	ATTENUATION (dB/100m)		NEXT (dB)		PS NEXT (dB)		ELFLEX (dB/100m)		PSELFLEX (dB/100m)		RETURN LOSS (dB)	
	(*)Standard	IDC	Standard	IDC	Standard	IDC	Standard	IDC	Standard	IDC	Standard	IDC
4	3.8	3.7	66.3	67	63.3	64	55.9	66	52.9	63	23.0	25
10	5.9	5.8	60.3	62	57.3	59	48.0	63	45.0	60	25.0	27
16	7.5	7.3	57.2	59	54.2	56	43.9	62	40.9	59	25.0	27
25	9.4	9.2	54.3	56	51.3	53	40.0	57	37.0	54	24.3	27
31.25	10.5	10.0	52.9	55	49.9	52	37.9	52	35.1	49	23.6	25
100	19.1	18.8	45.3	47	42.3	44	28.0	44	25.0	41	20.1	22
200	27.6	27.0	40.8	43	37.8	40	22.0	35	19.0	32	18.0	20
250	31.1	30.0	39.3	42	36.3	39	20.0	29	17.0	26	17.3	19
300	34.3	34.0	38.1	40	35.1	37	18.4	27	15.4	24	17.3	19
400	40.0	39.0	36.3	38	33.3	35	16.0	26	13.0	23	17.3	18
500	45.3	44.8	34.8	37	31.8	34	14.0	26	11.0	23	17.3	18

(\*)Standard : The following values IEC 61156-5

### Article data

	Pairs	AWG	Øext (mm)		
FF4P6ASH	4	23/1	7.4	43	T500 m
FF8P6ASH	2x4	23/1	7.4 x 15.0	102	T500 m